






YO APRENDER 1

FICHA DESCARGABLE 1

1. Uní cada representación con el número correspondiente.



2. Escribí el número que corresponde en cada caso.



3. Completá la serie con los números que faltan.






2

4

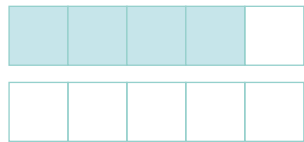
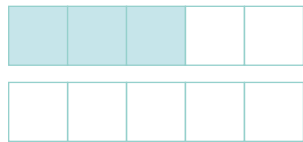
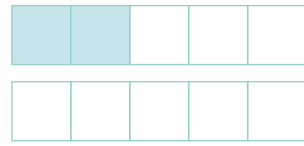

1

5

3



4. Dibujá en la fila de abajo los cuadrados necesarios para que, entre ambas filas, sumen 5.



5. Dibujá debajo lo que falta para completar 10 entre los dos arreglos.

